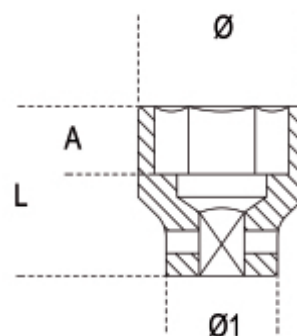





**720**
**chiavi a bussola con attacco quadro femmina 1/2" bocca esagonale serie normale, fosfatate**


**UNI/ISO 2725 DIN 3129**
  
**g**


	art.	 mm	$\emptyset$ mm	L mm	$\emptyset 1$ mm	A mm	 g
007200010	720 10	10	17,0	38	25	7,0	85
007200011	720 11	11	18,5	38	25	8,0	86
007200012	720 12	12	20,0	38	25	9,0	85
007200013	720 13	13	21,0	38	25	10,0	84,6
007200014	720 14	14	22,5	38	25	10,0	88
007200015	720 15	15	23,0	38	30	11,0	128,9
007200016	720 16	16	25,0	38	30	11,0	131
007200017	720 17	17	26,0	38	30	12,0	128
007200018	720 18	18	27,5	38	30	13,0	129,6
007200019	720 19	19	28,5	38	30	13,0	123,7
007200021	720 21	21	31,0	38	30	14,0	122,7
007200022	720 22	22	32,5	38	30	14,0	133,6
007200023	720 23	23	34,0	38	30	14,0	134,3
007200024	720 24	24	35,0	38	30	14,0	137
007200027	720 27	27	38,5	45	30	16,0	169
007200030	720 30	30	42,0	50	30	17,0	194,4
007200032	720 32	32	44,0	50	30	18,0	227
007200036	720 36	36	50,0	50	30	18,0	275,8